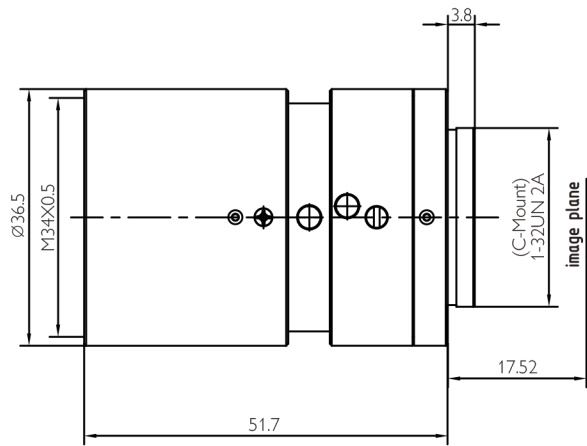
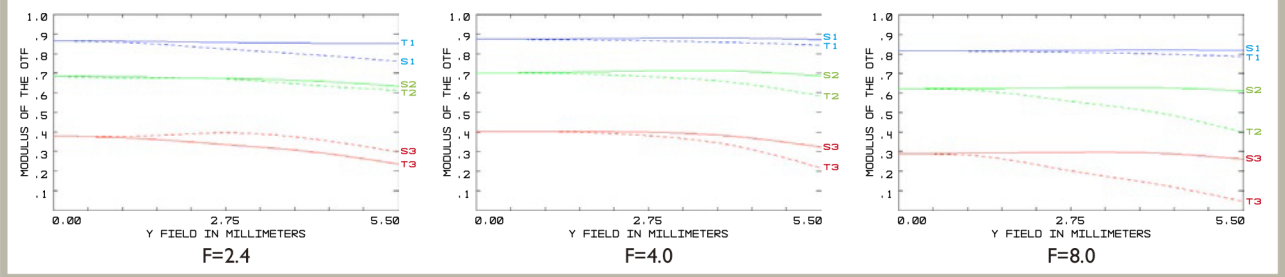


# BLADE 2.4/50

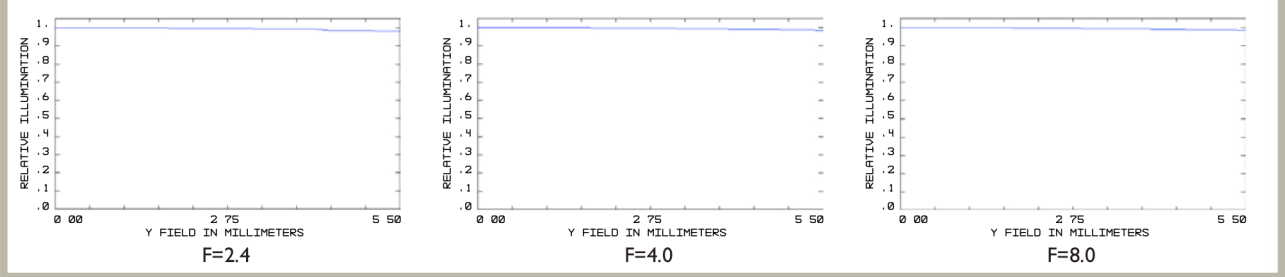


型号	焦距	靶面	通光孔径	适用放大倍率	适用像元尺寸	接口	工作距离范围	滤镜螺纹
BLADE 2.4/50	50mm	2/3" (Φ11mm)	Φ20mm	0X~0.2X	3.45umX3.45um	C口	∞~300mm	M34x0.5

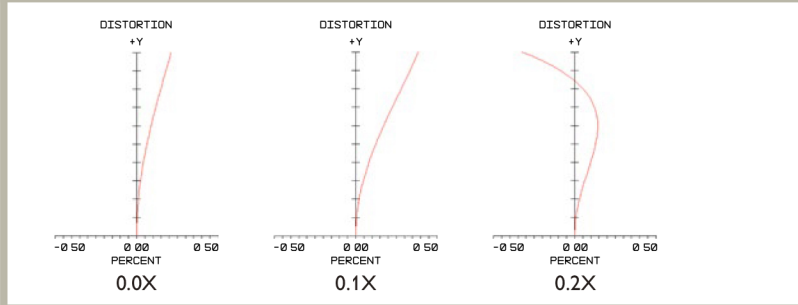
## 1. MTF 曲线 / 放大倍率:0.11; 线对数:25 50 100



## 2. 相对照度



## 3. 畸变



## 4. 穿透率

